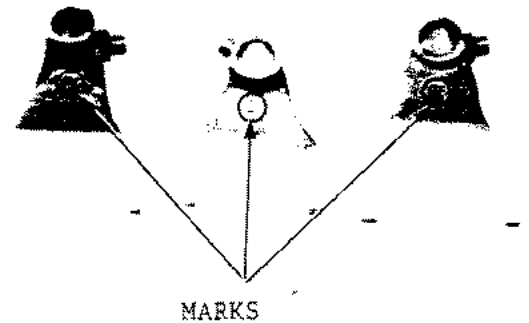
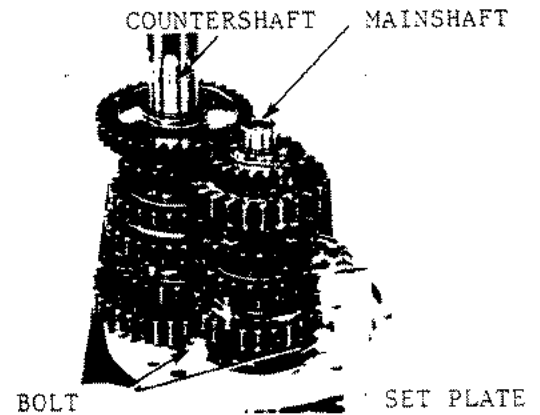


Install mainshaft and countershaft as an assembly into bearing holder
Install mainshaft bearing set plate

Install bolts

* Use new bolts

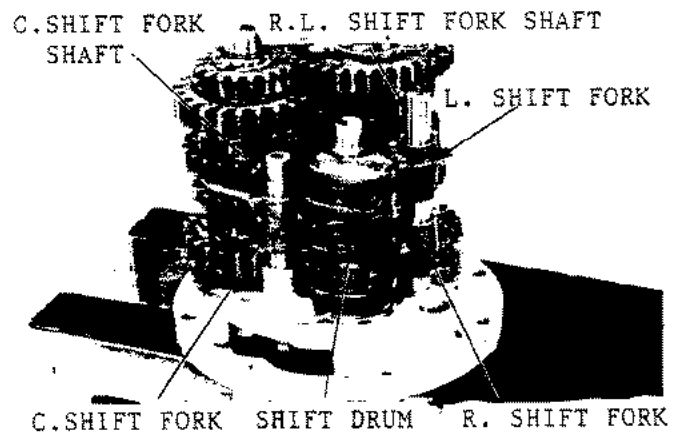
Take care when installing shift forks that the respective "R", "C" and "L" marks are in the correct places



Install shift drum and shift fork

* Face shift fork marks upwards as in the photo

Install shift fork shaft
Inspect for smooth movement in each part



Install knock pin

* Do not forget to install knock pin

