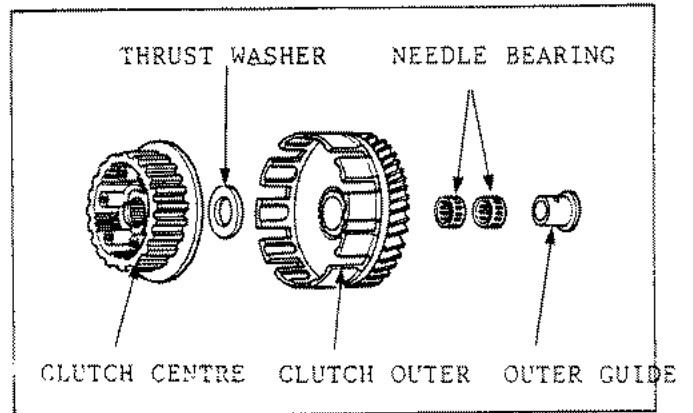


Remove clutch centre, thrust washer, clutch outer, needle bearing and outer guide from main shaft




#### Clutch Spring Inspection

Measure spring freeplay

Service limit: 38.0mm

(replace if below)

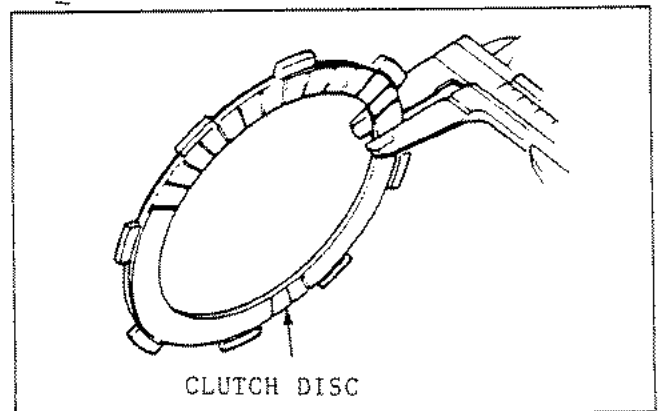


#### Clutch Disc Inspection

Replace clutch discs if damaged or different colour

Measure clutch disc thickness

Service limit: 2.5mm (replace if below)



#### Clutch Plate Inspection

Measure plate thickness using a thickness gauge.

Service limit: 0.2mm (replace if above)

