


Connect control cable

Connect cylinder water hose



#### Rear Cylinder Installation


install rear cylinder in same way as front cylinder ( 7.11)

Tighten cylinder nut

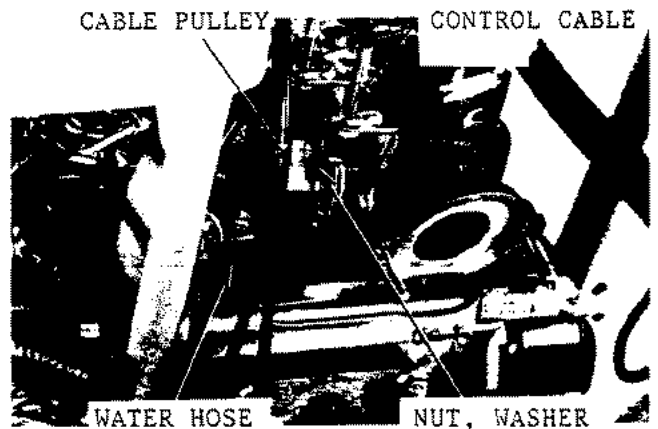
Torque: 2.3-2.7 Kg-m

Install cable pulley and spacer into RC valve shaft and tighten nut and washer together

Torque: 0.8-1.0 Kg-m



\* Align cable pulley and RC valve shaft flat surface and install



\* Take care nut is left hand thread

Connect control cable

Connect water hose

install exhaust chamber ( 15.7)

Install thermostat case

