


CYLINDER HEAD INSTALLATION

Clean fuel system of carbon and other deposits

* Do not damage fuel system and cylinder index mark




Inspect spark plug bore and around stud bolt hole.
Inspect cylinder head warpage using a straight edge and thickness gauge

Service Limit: 0.05mm

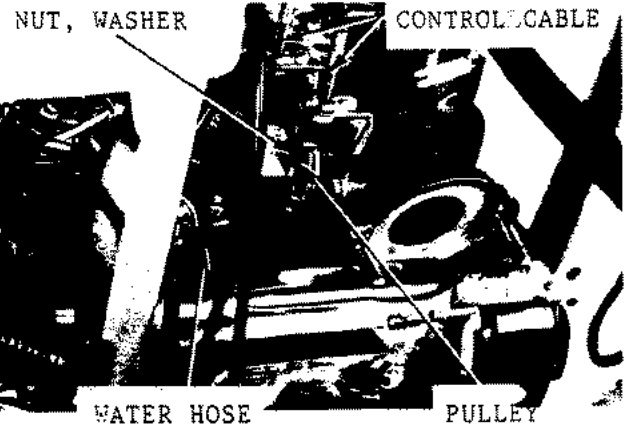
CYLINDER, PISTON REMOVAL

Remove cylinder head (7-3)
Remove exhaust chamber (15-7)



Rear Cylinder Removal

Remove thermostat case



Remove cylinder water hose & RC valve control cable

Remove control cable pulley

* Take care as nut is left hand thread

Remove cylinder nut, cylinder, gasket and knock pin

* Take care not to damage cylinder index mark

* Take care not to drop knock pin

