

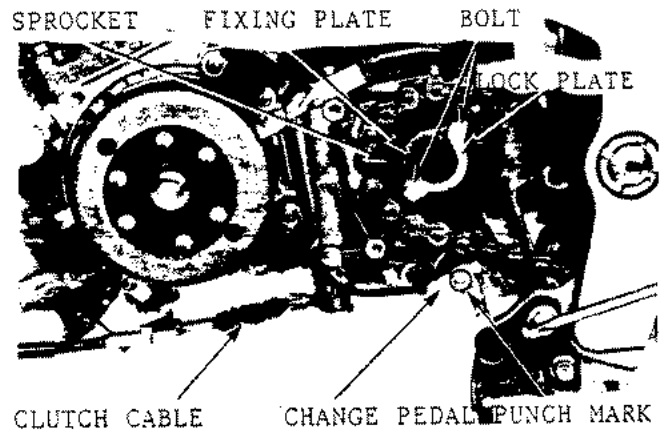
Install drive sprocket

Install fixing plate and lock plate and tighten bolts
Line up lock plate hole and turn bolt till it stops

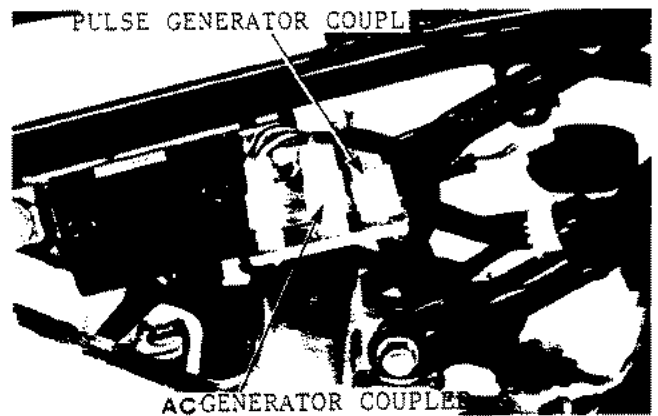
Align change pedal pinch mark and shift spindle pinch mark and install change pedal

Torque: 1.0-1.4 kg-m

Connect clutch cable lifter arm

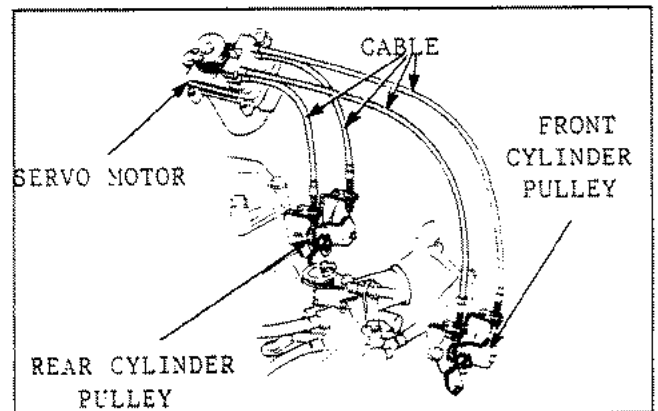


Connect AC generator wire coupler and pulse generator wire coupler



Connect RC valve control cable as in the diagram

Connect RC valve control cable, cylinder head water hose and spark plug cap to the front cylinder



* Align hoses white mark and cylinder head alignment mark and install hose.

