


LEVEL INDICATOR

INSPECTION

Radiator Fluid Level

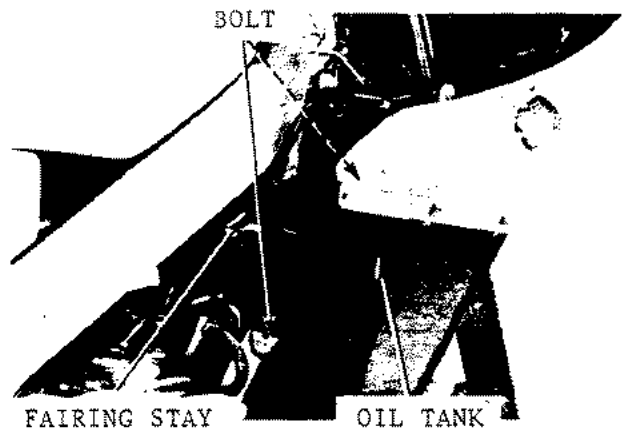
Use a level gauge and measure radiator fluid level  
Inspect for leakage



Radiator Cap Inspection

Remove R. lower fairing ( 15-3)  
Remove fairing stay  
Remove oil tank bolts and put in a position where the radiator cap can be removed and fix to frame

Remove radiator cap

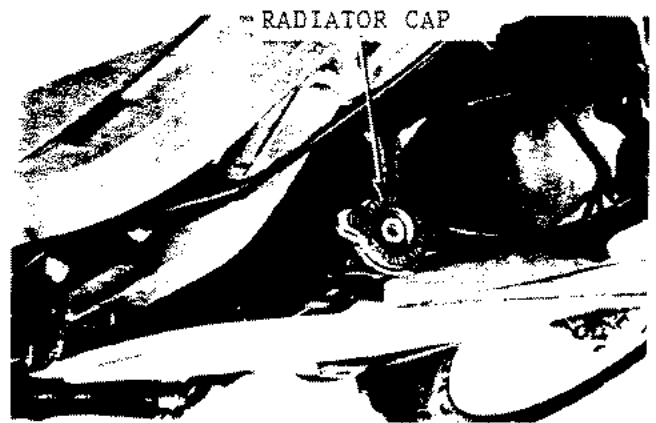


\* Check that radiator fluid has cooled sufficiently before removing radiator cap

Use radiator cap tester and check cap quality

If radiator cap relief pressure holds for around 6 seconds it is okay

Radiator Cap relief Pressure: 1.1-1.4kg/cm<sup>2</sup>



\* So that the tester can be installed to the cap apply water to the cap seal

