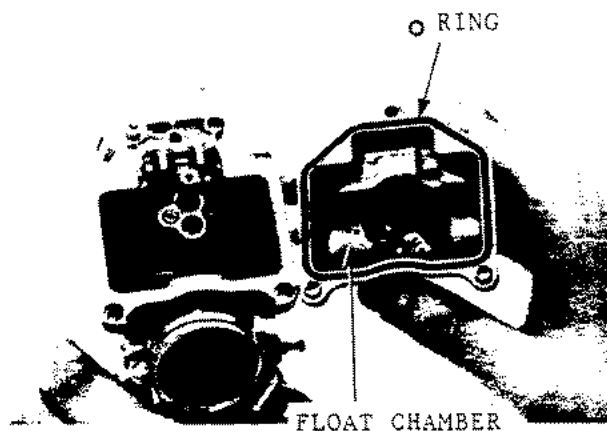


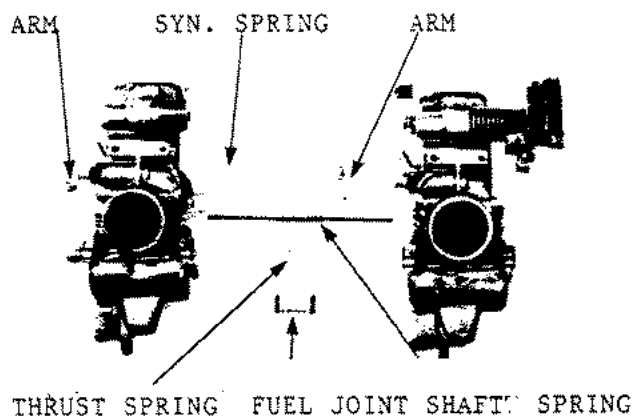
If float chamber O ring is damaged, replace it.

Install float chamber and install three screws




If fuel joint O ring is damaged, replace it

Set fuel joint and thrust spring in carburettor and assemble carburettor



Install bi-starter arm, spring and shaft in carburettor

Set synchronizing spring



Install front bracket
install throttle stop screw together with stay

insert screws.

