

(1) CONDENSER

Condenser Inspection

If the engine does not start, check for the items "engine does not start" in the PGM-FI Malfunction Indicator Lamp (MIL) Failure Code chart on page 5-8.

If all items are correct, replace the condenser unit with new one, and inspect again.
If the engine starts, the replaced condenser is faulty.
If the engine does not starts, check for wire harness.



(1) 32P (BLACK) CONNECTOR

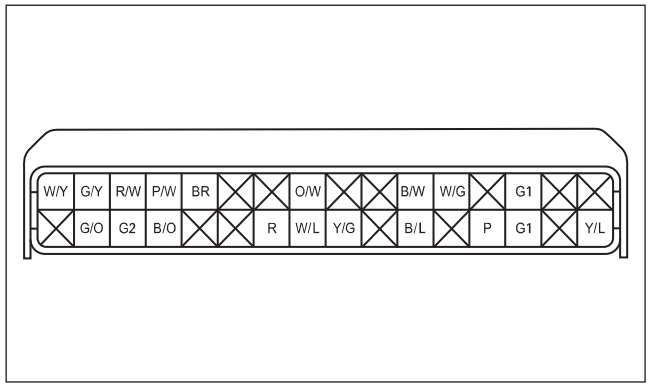

PGM-FI System inspection

Place the motorcycle upright position and remove the seat, front covers, side covers and the seat-rear fender assy.
Disconnect the ECM 32P (Black) connector.
Check for the following at the ECM terminals of the wire harness side.

Item	Terminal	Standard
Ignition pulse generator	G/Y – W/Y	85 – 115 Ω (20˚C/68˚F)
Ignition coil (primary coil)	Y/L – R	2.6 – 3.2 Ω (20˚C/68˚F)
INJ (Injector)	P – R	11.1 – 12.3 Ω (20˚C/68˚F)
Engine stop switch	B/W – Ground	Continuity exist only when switch is pushed
ECT (Engine Coolant Temperature) sensor	P/W – G/O	2.3 – 2.6 kΩ (20˚C/68˚F)
Sensor ground	G1 – Ground	Continuity
Power ground	G1 – Ground	Continuity