


Install the dust cover tightly against the headlight unit with its arrow mark facing up.

Connect the headlight bulb connector.



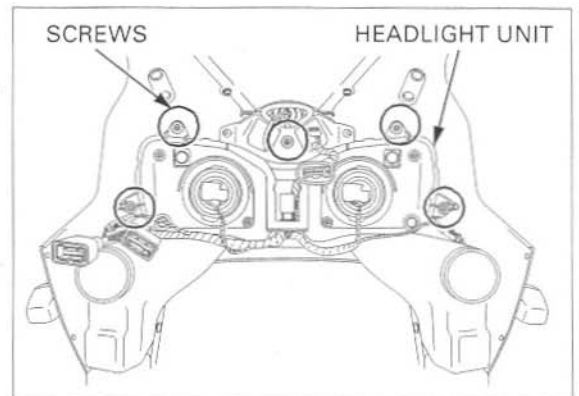
REMOVAL/INSTALLATION

Remove the upper cowl (page 3-9).

Remove the five screws and headlight unit.

Install the headlight unit in the reverse order of removal.


Rout the wire harness properly (page 1-22).



POSITION LIGHT

BULB REPLACEMENT

Remove the screws and position light lens.



Remove the bulb from the socket, replace it with a new one.

Install the position light lens in the reverse order of removal.

