


INSTALLATION

Apply a thin coat of grease to the swingarm pivot bolt sliding surface.


Install the swingarm between the engine and frame.

Install the swingarm pivot shaft from the left side through the frame, swingarm pivot and engine.




Install and tighten the swingarm pivot nut to the specified torque.

TORQUE: 93 N·m (9.5 kgf·m, 69 lbf·ft)



Tighten the right swingarm pivot pinch bolt to the specified torque.

TORQUE: 27 N·m (2.7 kgf·m, 20 lbf·ft)



Tighten the left swingarm pivot pinch bolt to the specified torque.

TORQUE: 27 N·m (2.7 kgf·m, 20 lbf·ft)

