


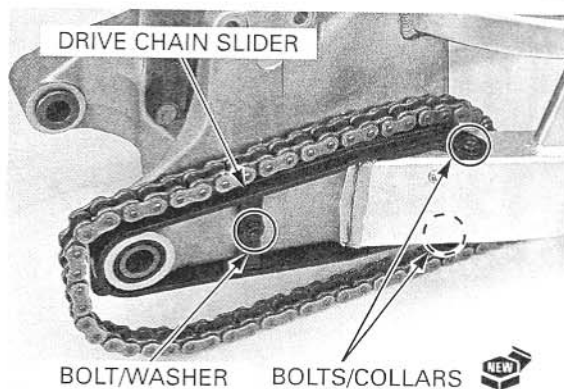
## REAR WHEEL/SUSPENSION

Install the drive chain slider aligning its slit with the boss on the swingarm.




Install and tighten the washer, collars and new drive chain slider mounting bolts to the specified torque.

**TORQUE: 8.8 N·m (0.9 kgf·m, 6.5 lbf·ft)**



Install the drive chain guard, three bolts and tighten the bolts securely.



Install the rear inner fender and bolts.

