


## REAR WHEEL/SUSPENSION

### SPHERICAL BEARING REPLACEMENT

Remove the dust seals.


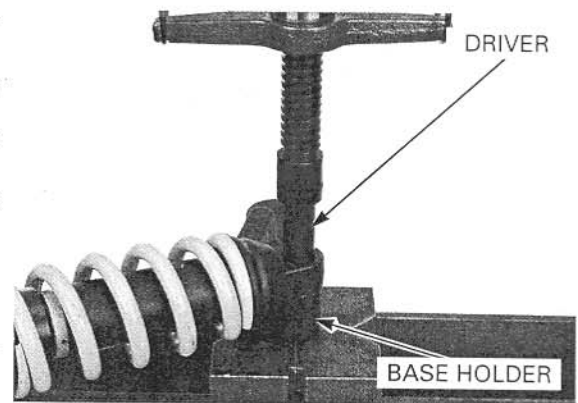
Remove the stopper ring.



Prepare the following items for the spherical bearing removal.

- Metal pipe for the base holder: I.D. 27 mm, or other suitable collar.
- Metal pipe for the driver: I.D. 17 mm, O.D. 23 mm X 51 mm length, or other suitable collar.

Press the spherical bearing out of the shock absorber upper mount using the above items.



Press a new spherical bearing into the upper mount from the left side using the suitable collar and special tool.

#### TOOLS:

Spherical bearing driver      07HMF-KS60100

