

## REAR WHEEL/SUSPENSION


### REAR WHEEL

#### REMOVAL

Support the motorcycle using a safety stand or a hoist, raise the rear wheel off the ground.


Adjust the drive chain slack fully (page 4-21).

Remove the axle nut and washer.



Push the rear wheel forward.  
Remove the rear axle.

Derail the drive chain from the driven sprocket.




*Do not hang the caliper by the brake hose. Do not twist the brake hose.*

Remove the rear brake caliper bracket by moving it backward.

*Do not operate the brake pedal after removing the rear wheel.*

Remove the rear wheel.



Remove the side collars.

