


## CYLINDER HEAD/VALVES

Install a new sealing washer and tighten the sealing bolt.

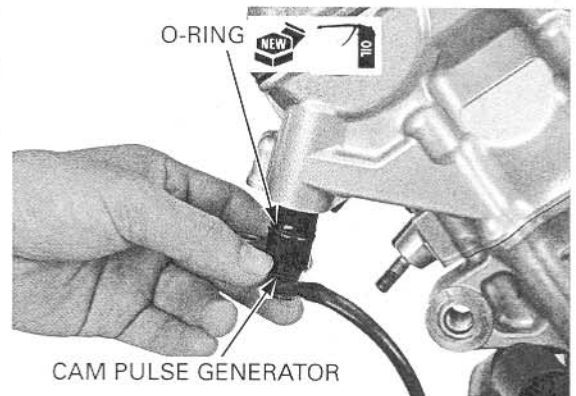
Recheck the valve timing.



Apply oil to a new O-ring, and install it onto the cam pulse generator.

Install the cam pulse generator into the cylinder head.

Install and tighten the mounting bolt, clamp securely.

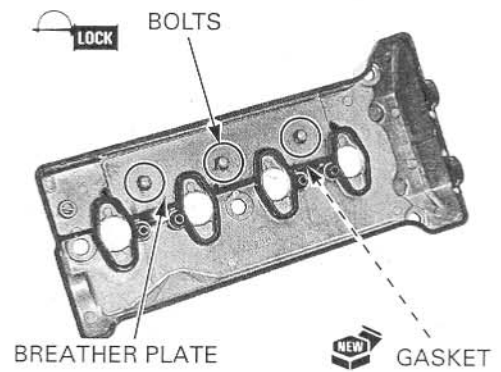


## CYLINDER HEAD COVER ASSEMBLY

Install a new gasket and crankcase breather plate onto the cylinder head cover.

Apply a locking agent to the crankcase breather plate bolt threads. Install and tighten the bolts to the specified torque.

**TORQUE: 13 N·m (1.3 kgf·m, 9 lbf·ft)**



Install the PAIR check valve port plates into the cylinder head cover.

