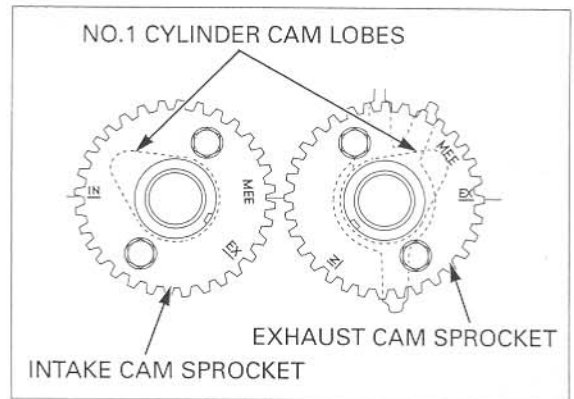



CYLINDER HEAD/VALVES

If the cam sprockets are removed, install the cam sprockets onto the camshafts.

- Install the intake cam sprocket with the timing mark (IN) facing outward and the No.1 cam lobes facing up and out as shown.
- Install the exhaust cam sprocket with the timing mark (EX) facing outward and the No.1 cam lobes facing up and out as shown.




Clean and apply a locking agent to the cam sprocket bolt threads.
Install the cam sprockets and bolts.



Exhaust camshaft only: Clean and apply a locking agent to the cam pulse generator rotor bolt threads.

Install the cam pulse generator rotor with the No.1 cylinder cam lobes facing down and rotor "OUT" mark facing up as shown. Install the cam pulse generator rotor and bolts.



Turn the crankshaft clockwise and align the "T" mark on the ignition pulse generator rotor with the index mark on the right crankcase cover.

