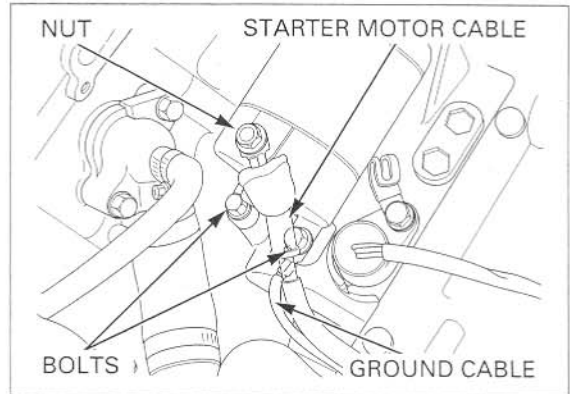


## ENGINE REMOVAL/INSTALLATION

Remove the nut and disconnect the starter motor cable from the starter motor.

Remove the starter motor mounting bolts and disconnect the ground cable.

Pull the starter motor out of the crankcase.




Remove the crankcase breather hose from the cylinder head.


Disconnect the PAIR control solenoid valve 2P (Black) connector.

Disconnect the PAIR air hoses from the cylinder head and remove the PAIR control solenoid valve.

Remove the heat guard rubber.



Disconnect the direct ignition coil 6P (Black) connector.



Remove the socket bolts and side stand bracket assembly.

