


THERMOSTAT HOUSING REMOVAL

Disconnect the ECT sensor connector.
 Disconnect the fast idle wax unit water hose and bypass hose from the thermostat housing.

Remove the bolts and thermostat housing from the cylinder head.

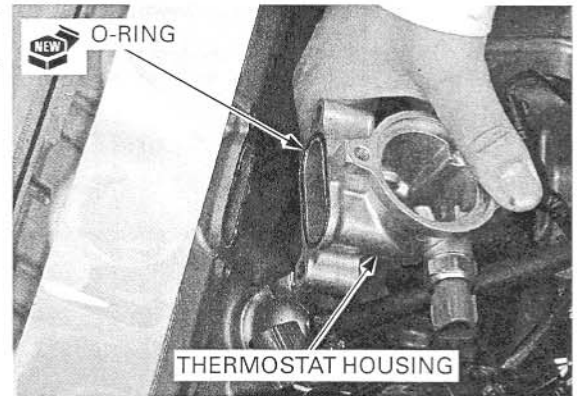
Remove the O-ring from the housing.



THERMOSTAT HOUSING INSTALLATION

Install a new O-ring into the groove of the thermostat housing.


Install the thermostat housing onto the cylinder head.



Install and tighten the thermostat housing mounting bolts securely.

Connect the fast idle wax unit water hose and bypass hose.

Connect the ECT sensor connector.



THERMOSTAT INSTALLATION

Install the thermostat into the housing with its air bleed hole facing rearward.

