


FUEL SYSTEM (Programmed Fuel Injection)

Tighten the wax unit mounting screws to the specified torque.

TORQUE: 4.9 N·m (0.5 kgf·m, 3.6 lbf·ft)




STARTER VALVE

DISASSEMBLY

Remove the throttle body (page 6-72).
Remove the fuel rail and primary injectors (page 6-79).

Turn each starter valve adjusting screw in, recording the number of turns until it seats lightly.

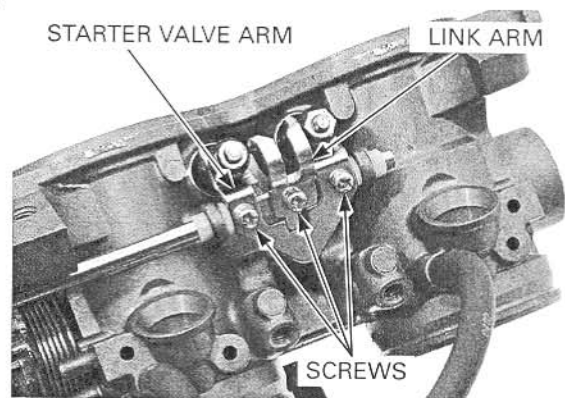


No.1/2 starter valve:

Remove the starter valve arm screws and starter valve arms.

No.3/4 starter valve:

Remove the fast idle wax unit (page 6-81).
Remove the starter valve arm screws and starter valve arm.
Remove the screw and fast idle wax unit link arm.



Remove the starter valve shaft and three collars.

