


Mainshaft

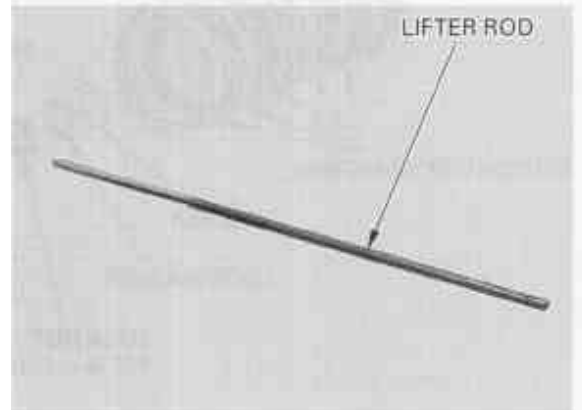
Measure the mainshaft O.D. at clutch outer guide sliding surface.

SERVICE LIMIT: 27.970 mm (1.1012 in)



Clutch lifter rod

Check the clutch lifter rod for wear and trueness.




CLUTCH OUTER NEEDLE BEARING REPLACEMENT

Press the needle bearing out of the clutch outer using the special tools.

TOOLS:

Driver	07749-0010000
Attachment, 37 × 40 mm	07746-0010200
Pilot, 35 mm	07746-0040800



Press a new needle bearing into the clutch outer so that the casing of the needle bearing is flush with the clutch outer surface as shown.

NOTE:

Press the needle bearing into the clutch outer with the marked side facing up.

TOOLS:

Driver	07749-0010000
Attachment, 42 × 47 mm	07746-0010300
Pilot, 35 mm	07746-0040800

