
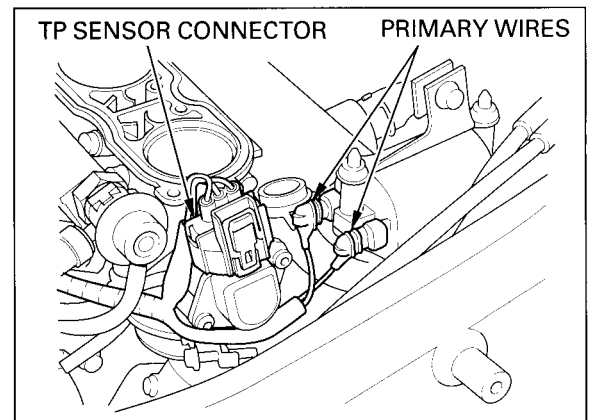


FUEL SYSTEM (Programmed Fuel Injection)

Route the throttle body sub-harness referring the wiring diagram (page 1-24).
Connect the fuel injectors and MAP sensor connectors.

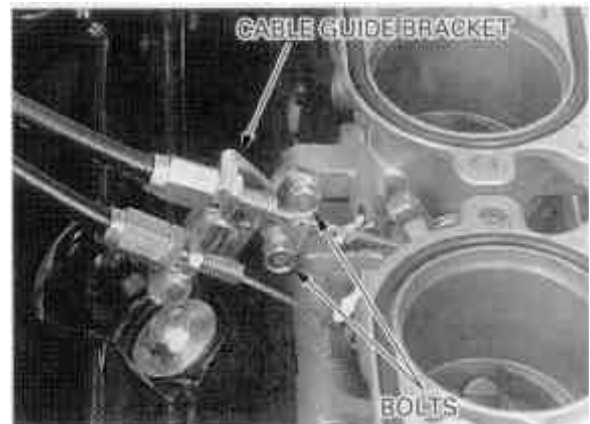


Connect the TP (throttle position) sensor connector and No. 1/3 ignition coil primary wires.



Install the throttle cable guide bracket to the throttle body, then tighten the bolts to the specified torque.

TORQUE: 3 N·m (0.35 kgf·m , 2.5 lbf·ft)



Install the throttle stop screw into the guide.

Install the removed parts in the reverse order of removal.

