



REAR BRAKE PAD REPLACEMENT

Check the brake fluid level in the brake master cylinder reservoir as this operation causes the level to rise.


Push the caliper piston all the way in by pushing the caliper body inward to allow installation of new brake pads.



Remove the pad pin.
Remove the caliper mounting bolt.



Pivot the caliper up, and remove the brake pads.



Clean the inside of the caliper especially around the caliper piston.
Make sure the pad spring is in place.

