


REAR WHEEL/SUSPENSION

Install the rear inner fender and tighten the bolts securely.

REAR INNER FENDER




INSTALLATION


Make sure that the adjusting bolt does not protrude inside of the frame pivot.

Apply a thin coat of grease (Shell Alvania EP2 or equivalent) to the swingarm pivot shaft sliding surface.
Install the swingarm to the frame.
Install the swingarm pivot shaft from the right side.

ADJUSTING BOLT



SWINGARM PIVOT SHAFT



Tighten the adjusting bolt with the pivot shaft.

TORQUE: 15 N·m (1.5 kgf·m, 11 lbf·ft)

PIVOT SHAFT

