


REAR WHEEL/SUSPENSION

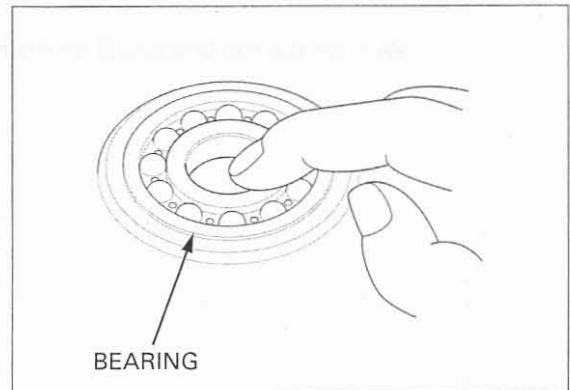
Remove the pivot collars and dust seals.
Remove the distance collar from the swingarm left side pivot.

Check the dust seals for damage or fatigue.
Check the pivot collar and distance collar for wear or damage.



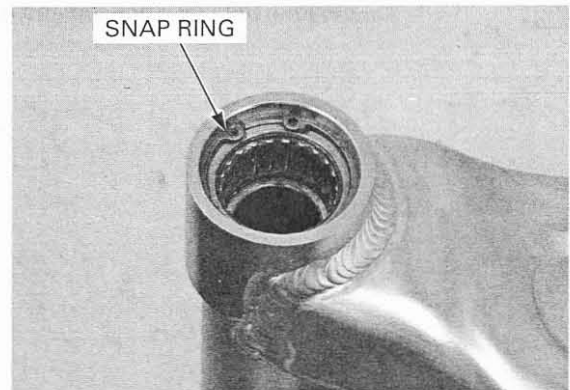
Turn the inner race of right side pivot ball bearing with your finger.
The bearing should turn smoothly and quietly. Also check that the bearing outer race fits tightly in the swingarm pivot.

Remove and discard the bearing if the races do not turn smoothly and quietly, or if they fit loosely in the swingarm pivot.



PIVOT BEARING REPLACEMENT

Remove the snap ring from the swingarm right side pivot.



Remove the left pivot bearing needle rollers before removing the right pivot bearings.
Press the right pivot needle and ball bearings out of the swingarm pivot using the special tools and a hydraulic press.

TOOLS:

Driver

070GD-0010100 or
070GD-001A100
(U.S.A. only)
07946-1870100
07746-0040600

Attachment, 28 x 30 mm

Pilot, 25 mm

