



**DISASSEMBLY/INSPECTION**


Remove the bolts and rear inner fender.



Remove the two bolt and drive chain case A.



Remove the bolt, trim clip and drive chain case B.



Remove the three bolts, collars and drive chain slider.

Check the drive chain slider for wear or damage.

