


Install the brake disc with its rotating direction mark facing out.  
Tighten the new brake disc bolts to the specified torque.

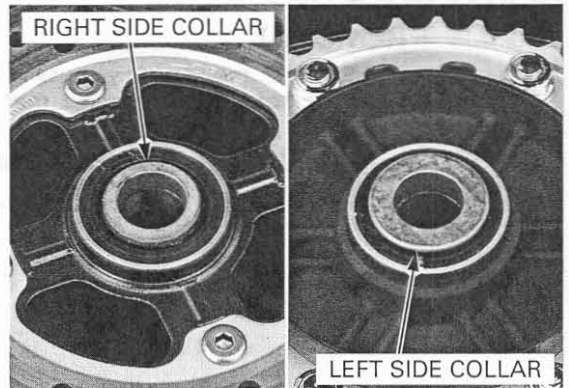
**TORQUE: 42 N·m (4.3 kgf·m, 31 lbf·ft)**

Apply grease to new dust seal lips, then install it to the right wheel hub.




**INSTALLATION**

Install the side collars.



Make sure that the rear brake caliper bracket is positioned in the guide of the swingarm.



*Be careful not to damage the brake pads.*

Place the rear wheel in the swingarm.  
Install the drive chain over the driven sprocket.  
Apply a thin coat of grease to the rear axle.  
Install the drive chain adjusting plate and rear axle from the left side.

