



If you will disassemble the driven flange, loosen the driven sprocket nuts and bolts before removing the driven flange from the wheel hub.


Remove the left dust seal.



Remove the driven flange assembly from the left wheel hub.



Remove the wheel rubber dampers and O-ring.



Driven flange bearing removal

Remove the nuts, washer, bolts and driven sprocket from the driven flange.

