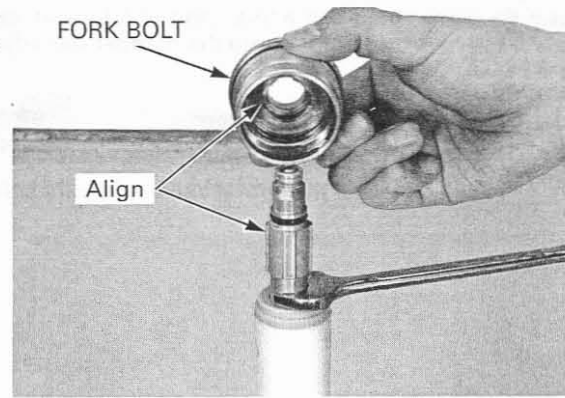
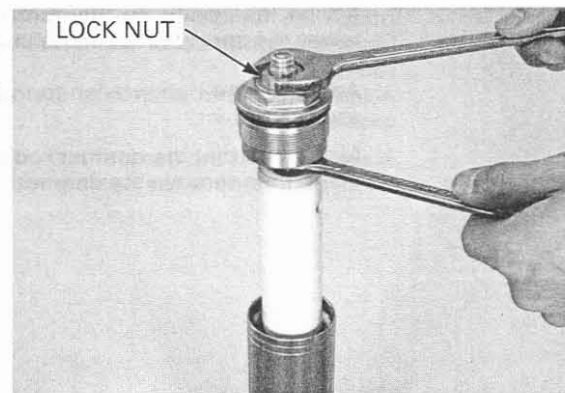


FRONT WHEEL/SUSPENSION/STEERING

Install the fork bolt to the damper rod adjust case while aligning the grooves of the adjusting plate with the damper rod adjust case.




Install the lock nut to the damper rod adjust case. Hold the damper rod adjust case and tighten the lock nut. Remove the 14 mm wrench from the damper rod adjust case.



Hold the damper rod adjust case, and then tighten the lock nut to the specified torque.

TORQUE: 25 N·m (2.6 kgf·m, 19 lbf·ft)



Tighten the fork bolt after installing the fork slider into the fork bridges.

Install the fork bolt to the fork slider. Install new O-ring to the damper rod adjust case.

