



## CRANKCASE/CRANKSHAFT/BALANCER/PISTON/CYLINDER


Install a new O-ring into the water hose joint groove.



Install the water hose joint to the crankcase, tighten the two bolts securely.



Route the engine sub-harness properly, connect the neutral switch connector.



Apply a sealant to the oil pressure switch threads as shown.

