


TRANSMISSION/GEARSHIFT LINKAGE


Install the drive sprocket with its mark facing out.

Install the washer and special bolt, tighten the special bolt to the specified torque.

TORQUE: 54 N·m (5.5 kgf·m, 40 lbf·ft)




Install the dowel pins, guide plate and new gasket.



Install the left crankcase rear cover and tighten the mounting bolts.

Install the clutch slave cylinder (page 10-13).



Install the gearshift arm to the gearshift spindle, while aligning its slit with the punch mark onto the spindle.

Install the gearshift arm to the gearshift spindle, tighten the pinch bolt.

TORQUE: 9.8 N·m (1.0 kgf·m, 7 lbf·ft)

