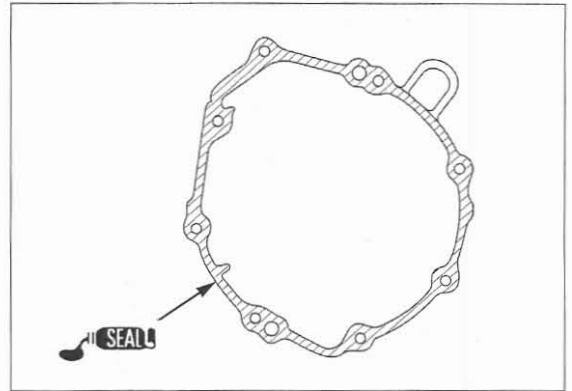



ALTERNATOR COVER INSTALLATION

Apply a sealant to the mating surface of the alternator cover.




Install the dowel pins.



The alternator cover (stator) is magnetically attracted to the flywheel, be careful during installation.

Install the alternator cover.

Install and tighten the SH bolts securely.



Connect the alternator 3P (White) connector.
Install the under cowls/middle cowls (page 3-7).

