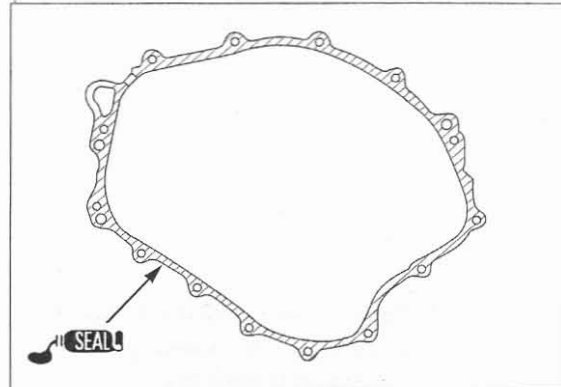



RIGHT CRANKCASE COVER INSTALLATION


Apply sealant to the mating surface of the right crankcase cover.



Install the two dowel pins.



Install the wave washer and thrust washer onto the starter idle gear.



Install the right crankcase cover while aligning the starter idle gear shaft and reduction gear shaft with the holes in the right crankcase cover, then align the dowel pins with the cover holes.

Install the wire clamps and right crankcase cover bolts.

Tighten the right crankcase cover bolts crisscross pattern in two or three steps.

