


Install the oil pump drive sprocket guide.




Install the oil pump driven sprocket with its "OUT" mark facing out.

Install the oil pump drive/driven sprocket and drive chain as an assembly.

Apply a locking agent to the threads of the oil pump driven sprocket bolt.

Install the oil pump driven sprocket bolt, washer and tighten the bolt to the specified torque.


TORQUE: 15 N·m (1.5 kgf·m, 11 lbf·ft)



Apply molybdenum oil solution to the clutch outer sliding surface.

Make sure the starter reduction gear is installed before installing the clutch.

Install the clutch outer while aligning the bosses on the oil pump drive sprocket with holes in the clutch outer.



Apply molybdenum oil solution to the clutch outer guide sliding surface.

Install the clutch outer guide with its grooves facing out.

Install the clutch outer guide and needle bearing onto the mainshaft (Refer to the needle bearing selection: page 10-23).

