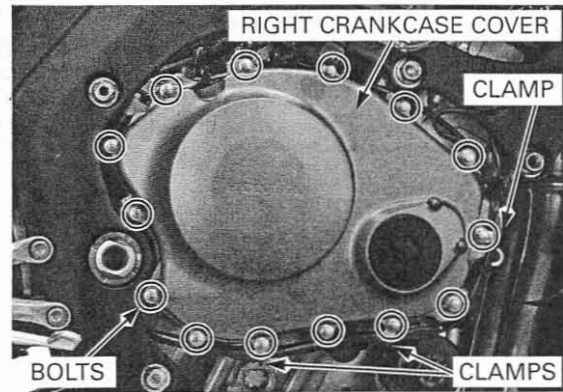
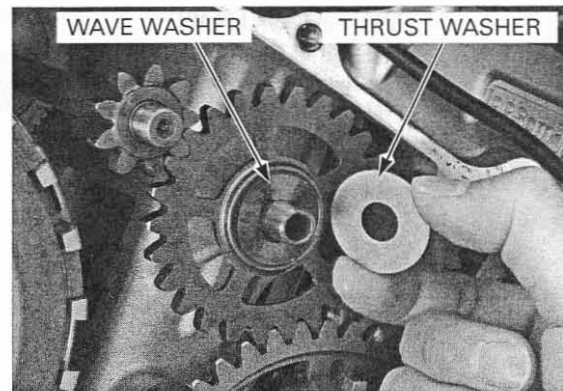


CLUTCH/STARTER CLUTCH


Be careful not to drop the thrust/wave washers into the crankcase. Remove the right crankcase cover bolts, wire clamps and right crankcase cover.



Remove the thrust washer and wave washer from the starter idle gear.



Do not turn the crankshaft counter-clockwise after removing the right crankcase cover to prevent the starter reduction gear from damage. Remove the dowel pins. Clean off any sealant from the right crankcase cover mating surfaces.



CLUTCH

REMOVAL

Remove the right crankcase cover (page 10-15).

Prevent damaging the starter reduction gear shaft, remove the starter idle gear and shaft from the crankcase.

