


CYLINDER HEAD/VALVES


Install the PAIR check valves into the cylinder head cover.



Apply a locking agent to the PAIR check valve cover mounting bolt threads. Install the PAIR check valve cover and tighten the bolts to the specified torque.


TORQUE: 12 N·m (1.2 kgf·m, 9 lbf·ft)

PAIR CHECK VALVE COVERS



Install the new cylinder head cover packing into the cylinder head cover grooves.

NEW PACKING



CYLINDER HEAD COVER INSTALLATION

Apply sealant to the cylinder head semi-circular cut-outs as shown.

