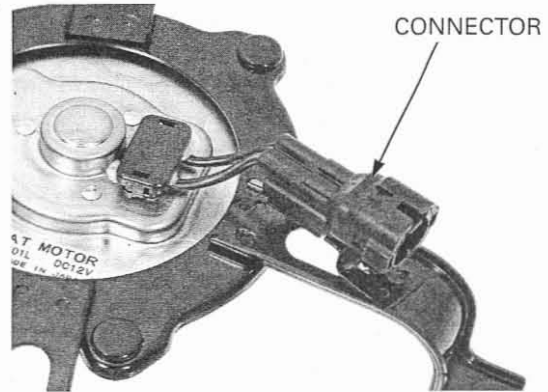
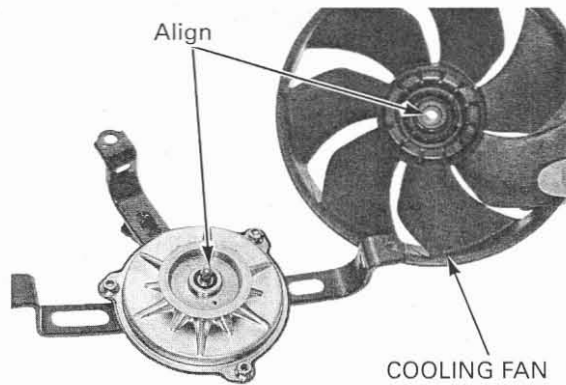


COOLING SYSTEM


Install the fan motor connector onto the fan motor bracket boss.



Install the cooling fan onto the fan motor shaft by aligning the flat surfaces.



Apply a locking agent to the cooling fan nut threads. Install and tighten the nut to the specified torque.
TORQUE: 2.9 N·m (0.3 kgf·m, 2.2 lbf·ft)



Install the fan motor assembly onto the radiator. Install and tighten the three bolts to the specified torque.

TORQUE: 8.8 N·m (0.9 kgf·m, 6.5 lbf·ft)

