


COOLING SYSTEM

Install the thermostat housing cover onto the housing.
Install and tighten the housing cover bolts to the specified torque.

TORQUE: 13 N·m (1.3 kgf·m, 10 lbf·ft)

Fill the system with the recommended coolant and bleed any air (page 7-6).




RADIATOR

REMOVAL

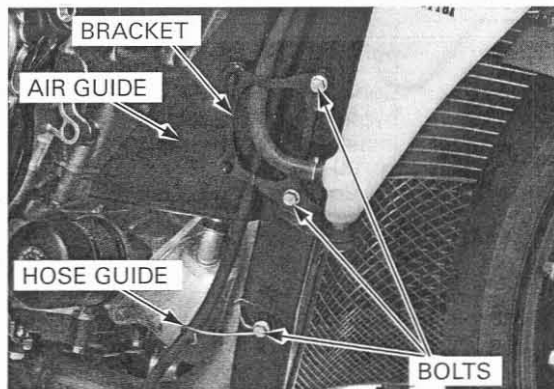
Remove the under cowls/middle cowls (page 3-7).

Drain the coolant (page 7-6).

Loosen the hose clamp screw and disconnect the lower radiator hose.



Remove the bolts and air guide/reserve tank lower bracket from the radiator.
Remove the bolt and radiator overflow hose guide.



Disconnect the siphon hose and filler neck joint hose from the radiator.

