



FUEL SYSTEM (Programmed Fuel Injection)

No.3/4 IAC valve:

Remove the IAC valve arm screws and IAC valve arm.




Remove the IAC valve shaft and three collars.



Mark the IAC valves during disassembly so they can be placed back in their original locations.

Loosen the lock nut and remove the IAC valves.



Check the IAC valve for scratches, scoring or other damage, replace it if necessary.

