


FUEL SYSTEM (Programmed Fuel Injection)

Connect the primary fuel injector connectors to the injectors.

Connect the EVAP vacuum hose to the vacuum junction (AC type only).

Connect the vacuum chamber hose to the throttle body.


Connect the MAP sensor connector.



Install the fuel joint hose to the primary injector fuel rail with new sealing washers.
Install the sealing nut.

Tighten the sealing nut to the specified torque while holding the fuel rail securely.


TORQUE: 22 N·m (2.2 kgf·m, 16 lbf·ft)



Secure the wire harness to the fuel rail using wire bands.

Install the removed parts in the reverse order of removal.

After installation, adjust the throttle grip free play (page 4-7).



PRIMARY INJECTOR

INSPECTION

Start the engine and let it idle.
Confirm the injector operating sounds with a sounding rod or stethoscope.

