


MAINTENANCE

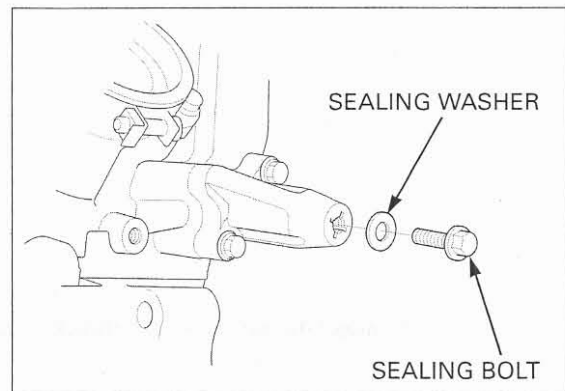
- Connect the CMP sensor 2P (Black) connector.
- Remove the under cowls/middle cowls (page 3-7).



VALVE CLEARANCE

INSPECTION

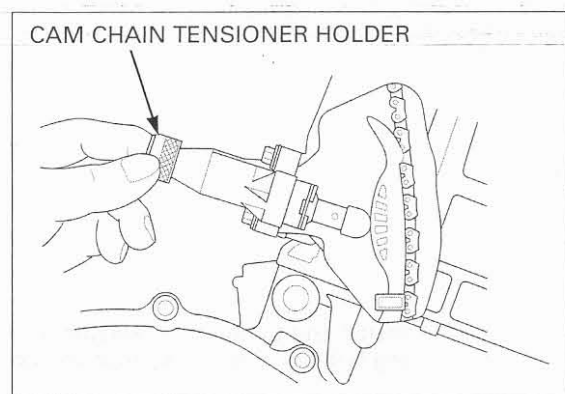
- Inspect and adjust the valve clearance while the engine is cold (below 35°C/95°F).*
- Remove the cylinder head cover (page 9-6).
 - Remove the cam chain tensioner lifter sealing bolt and sealing washer.



- Turn the tensioner lifter shaft fully in (clockwise) and secure it using the special tool to prevent damaging the cam chain.

TOOL:

- Cam chain tensioner holder 07ZMG-MCAA400 or 07NMG-MY90100



- Remove the timing hole cap and O-ring.

