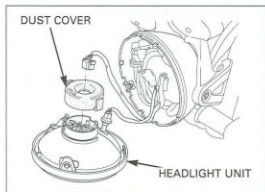



LIGHTS/METERS/SWITCHES

Connect the headlight bulb connector.
Install the position bulb socket.



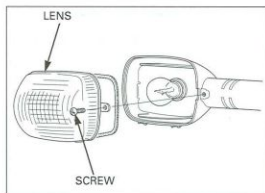
Install the headlight unit and tighten the screws.
Adjust the headlight AIM (page 3-22).



TURN SIGNAL

BULB REPLACEMENT

Remove the screw and turn signal lens.



While pushing in, turn the bulbs counterclockwise to
remove them and replace with new ones.

Install the turn signal lens in the reverse order of
removal.

