


FRONT WHEEL/SUSPENSION/STEERING

Install the caps to the handlebar upper holder bolts.

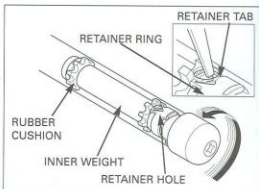


INNER WEIGHT REPLACEMENT

Remove the grip from the handlebar. Straighten the weight retainer tab with a screwdriver or punch.

Apply lubricant spray through the tab locking hole to the rubber for easy removal.

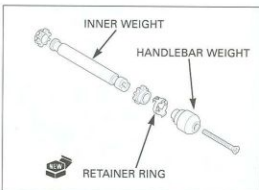
Temporarily install the grip end and screw, then remove the inner weight by turning the grip end.



Remove the grip end from the inner weight. Discard the retainer and grip end screw.

Install the new retainer to the inner weight.

Install the grip end onto the inner weight, aligning its boss with the slot in the inner weight. Install a new grip end mounting screw.



Insert the inner weight assembly into the handlebar. Turn the inner weight and hook the retainer tab with the hole in the handlebar.

