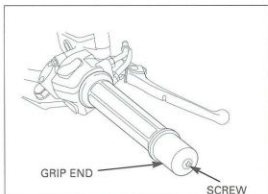


HANDLEBARS

HANDLEBAR REMOVAL

Remove the screw from the right grip end.



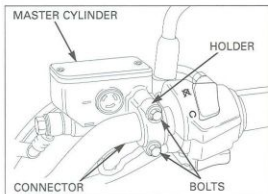
Remove the right rearview mirror.

Disconnect the front brake light switch wire connectors from the switch.


Disconnect the front brake switch wire connectors from the switch.

Remove the master cylinder holder bolts, holder and master cylinder assembly.

Keep the brake master cylinder upright to prevent air from entering the hydraulic system.



Remove the right handlebar switch/throttle housing screws.



Loosen the throttle cable lock nuts and adjusting nut.

