

## ALTERNATOR/STARTER CLUTCH


Hold the flywheel using the flywheel holder, then tighten the bolt to the specified torque.

### TOOL:

Flywheel holder

07725-0040000  
(Equivalent commercially available in U.S.A)


TORQUE: 103 N·m (10.5 kgf·m, 76 lbf·ft)



Apply molybdenum oil solution to the starter reduction gear shaft.

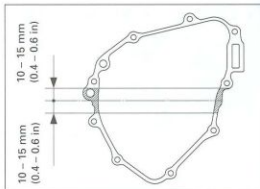
Apply oil to the starter reduction gear.

Install the starter idle gear and shaft onto the crankcase.



## ALTERNATOR COVER INSTALLATION

Apply sealant to the mating surface of the crankcase as shown.



Install the dowel pin and new gasket.

