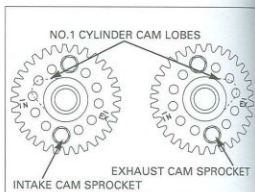


CYLINDER HEAD/VALVES

Install the cam pulse generator rotor with the No.1 camshaft lobes facing up and rotor "OUT" mark facing down as shown.

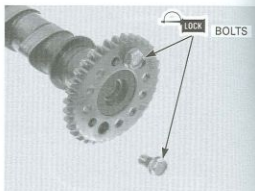
If the cam sprockets are removed, install the cam sprockets onto the camshafts.

- Install the intake cam sprocket with the timing mark (IN) facing outward and the No.1 cam lobes facing up and out as shown.
- Install the exhaust cam sprocket with the timing mark (EX) facing outward and the No.1 cam lobes facing up and out as shown.



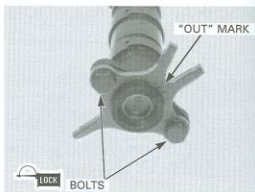
Clean and apply a locking agent to the cam sprocket bolt threads.

Install the cam sprocket bolts.



Clean and apply a locking agent to the cam pulse generator rotor threads.

Install the cam pulse generator rotor and mounting bolts.



Turn the crankshaft clockwise and align the "T" mark on the ignition pulse generator rotor with the index mark on the right crankcase cover.

