

## CYLINDER HEAD REMOVAL

Drain the coolant (page 6-4).

Remove the camshaft (page 8-6).  
Remove the cylinder drain bolt and sealing washer.  
Drain coolant from cylinder head and cylinder block.

Check that the sealing washer is in good condition,  
replace if necessary.


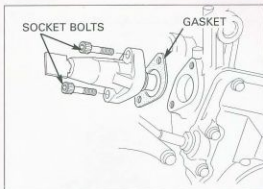
Reinstall the sealing washer and drain bolt.

Remove the socket bolts, sealing washers and cam  
chain tensioner lifter and gasket.

Remove the cap nut, sealing washer and cam chain  
tensioner.


Disconnect the water hose.

Remove the thermostat housing cover and  
thermostat.



*Loosen the 9 mm  
bolts in a  
crisscross pattern  
in 2 - 3 steps.*

Remove the ten 9 mm bolts/washers.



Remove the two 6 mm flange bolts.

