


## CYLINDER HEAD/VALVES

Remove bolts and breather separate and gasket.




Install the new gasket to the cover.

Install the breather plate.

Apply the locking agent to the bolt threads and tighten it to the specified torque.


**TORQUE: 12 N·m (1.2 kgf·m, 9 lbf·ft)**



## CAMSHAFT REMOVAL

Remove the cylinder head cover (page 8-4).

Avoid damaging the cam pulse generator while removing the camshafts. Remove the bolt and cam pulse generator from the cylinder head.



Remove the timing hole cap and O-ring.

