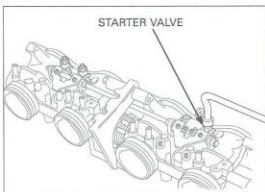


STARTER VALVE

DISASSEMBLY

Remove the fuel rail and injectors (page 5-62).


Turn each starter valve adjusting screw in, counting the number of turns until it seats lightly. Record the number of turns.



STARTER VALVE ARM


Remove the starter valve cable/throttle stop control knob (page 5-62).

Remove the starter valve arm screws and starter valve arm.



LINK ARM

Remove the screws and link arm.



Remove the starter valve shaft and three collars.

