


Remove the air funnel mounting screws, then remove the air funnels.


Remove the air cleaner housing.



### ASSEMBLY


Check the rubber seals for damage and replace if necessary.

Check the rubber seals (air cleaner housing mating surface side) for damage and replace if necessary.



Check the rubber seals (air cleaner housing mating surface side) for damage and replace if necessary.

Install the air cleaner housing onto the throttle body. Install the air funnels in their proper locations. Install and tighten the air funnel mounting screws securely.



Assemble the air cleaner housing halves. Install and tighten the screws securely.

