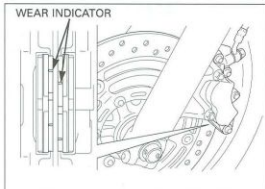


## BRAKE PAD WEAR

### FRONT BRAKE PADS

Check the brake pad for wear.  
Replace the brake pads if either pad is worn to the bottom of the wear limit groove.

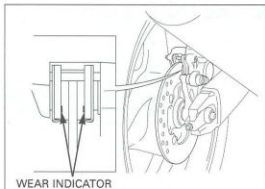
Refer to page 15-7 for brake pad replacement.



### REAR BRAKE PADS

Check the brake pad for wear.  
Replace the brake pads if either pad is worn to the bottom of the wear limit groove.

Refer to page 15-8 for brake pad replacement.



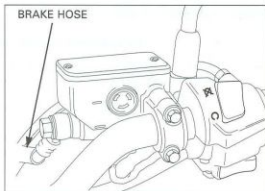
## BRAKE SYSTEM

### INSPECTION

Firmly apply the brake lever or pedal, and check that no air has entered the system.  
If the lever or pedal feels soft or spongy when operated, bleed the air from the system.

Inspect the brake hose and fittings for deterioration, cracks and signs of leakage.  
Tighten any loose fittings.  
Replace hoses and fittings as required.

Refer to page 15-5 for brake bleeding procedures.



### BRAKE LEVER ADJUSTMENT

The distance between the top of the brake lever and the grip can be adjusted by turning the adjuster.

