

8. Remove the link arm assembly from the carburetor.
9. Loosen the two screws and remove the throttle valve and jet needle from the link arm.

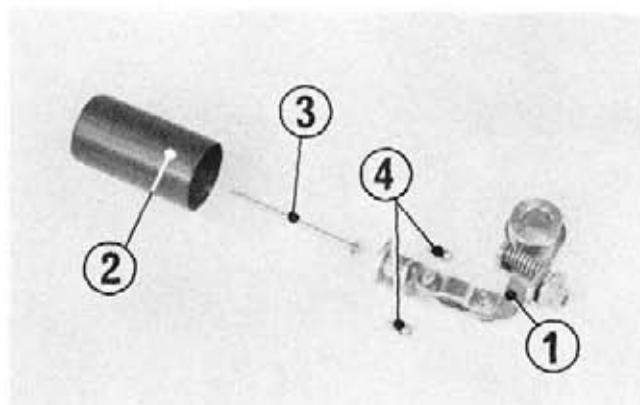


Fig. K7-8 ① Link arm
② Throttle valve
③ Jet needle
④ Screw

Float, main jet, slow jet and accelerator pump:

1. Remove the carburetor assembly from the engine.
2. Remove the float chamber body from the carburetor by loosening the three screws.
3. Pull out the float arm pin and remove the float.
4. Remove the main jet and slow jet.




Fig. K7-9 ① Float arm pin
② Float
③ Float valve
④ Main jet
⑤ Slow jet

5. Remove the accelerator pump from the No. 2 carburetor by unscrewing the three screws.




Fig. K7-10 Accelerator pump